




ACTIVE MODES QUARTERLY SNAPSHOT

APRIL - JUNE 2022

This is our second edition of the Active Modes Quarterly Snapshot for 2022. It highlights the progress we've made between April and June 2022 towards making active modes a better travel choice for Aucklanders.

We've held some great events over this period. We're also reporting progress on many of our key projects, and interesting findings from our data collection.

HIGHLIGHTS



New cycleways

In this quarter, about 6km of new cycleways have been added to the cycle and micro-mobility network.



Two new shared paths

In May and June 2022, two new shared paths were opened - the New Lynn to Avondale Shared Path and a large section of the Glen Innes to Tāmaki Drive Shared Path.



Data

The Active Modes Annual Report 2021 revealed that Aucklanders are feeling more positive and confident about cycling in our city than the year before.



DEVELOPING AUCKLAND'S CYCLE & MICRO-MOBILITY NETWORK

AT and our partners are committed to building a network of safe facilities for cycling and micro-mobility across Tāmaki Makaurau.

From April to June 2022, around 5.9km of new safe cycling facilities were opened.

- **Stage 2 of the Glen Innes to Tāmaki Drive Shared Path** was officially opened on the 25th of May. This 2.65km long section, which was funded by Waka Kotahi, closes the gap between the pathway's two existing sections, giving people on foot and wheels 5km of uninterrupted path: <https://at.govt.nz/projects-roadworks/glen-innes-to-tamaki-drive-shared-path/>



The opening ceremony for Stage 2 of the Glen Innes to Tāmaki Drive Shared Path, May 25th, 2022


- **The New Lynn to Avondale Shared Path** opened on the 4th June with a dawn blessing. This path follows the Western Rail Line from New Lynn Station, connecting into Avondale Station, the Waterview Shared Path, the Northwestern Cycleway and City Centre networks: <https://at.govt.nz/projects-roadworks/new-lynn-to-avondale-shared-path/>



Mayor Phil Goff and riders enjoying the New Lynn to Avondale Shared Path

The next quarter we expect to see construction start on several new facilities.

- Construction is set to begin on the Westhaven to CBD section of **Project WAVE (Viaduct Cycleway and Enhancements)**. We have gathered public feedback on the trial period that ran from mid-2021 and will be bringing the cycleway to a higher quality and permanent standard: <https://at.govt.nz/projects-roadworks/viaduct-cycleway-and-enhancements-project-wave/>
- Work will begin on Taniwha Street as part of the **Links to Glen Innes Cycleways** project. This section of the project will deliver safe and accessible cycling facilities on Taniwha Street, with dedicated cycle lanes that are separated from traffic: <https://at.govt.nz/about-us/have-your-say/east-auckland-consultations/links-to-glen-innes-cycleways/>






TRAVELWISE ŌWAI DONATION STATION

As part of Road Safety Week, Ōwairaka District School set up the Travelwise Ōwai Donation Station. This station was a place for parents and whānau to donate unwanted gumboots, raincoats and umbrellas to other families in the school community. The recipients of these goods could then use them

through the winter months to stay warm and dry while they walked, cycled or scooted to school. It was a sustainable and environmentally friendly way to get people out of cars, active and moving, even in the winter months!



PEDESTRIAN IMPROVEMENTS

We're continuing to improve the safety of people walking with new pedestrian crossings and footpaths being completed.

During the January – June period we completed new footpaths on sections of:

- Great South Road
- Don Buck Road
- Hibiscus Coast Highway D
- Third View Avenue

We also have the following projects due to start construction next quarter:

- Te Irirangi Drive, Flat Bush
- Bush Road, Albany
- Hingaia Road, Karaka
- Hibiscus Coast Highway
- Henderson Valley Road



WALKING AND CYCLING PROGRAMME INITIATIVES

Over the April – June period we supported the community to participate in active transport through over 30 community events, including:

1,106

Adult Bike skills

49 courses delivered with a total of 1,106 participants. These courses offer free bike skills training for all skill levels.

692

KidsLearn 2 Ride

692 tamariki attended these workshops, focused not only on how to ride a bike, but also how to stay safe while biking.

3,196

School Cycle Training Programme

3,196 students were trained, learning core bike skills and how to stay safe when on their bikes.

2,572

The Ecomatters Bike Hubs

The hubs (in New Lynn, Henderson and Glen Innes) had 2,572 visitors, distributed 137 bikes and saw 933 bikes repaired to a safe standard.

856

Bike Burbs

We supported Bike Auckland to coordinate and grow the Bike Burbs. This quarter the total Bike Burb membership grew by 856 members to a total of 15,538.

5

Valet Bike Parking

Five regional events were supported with valet bike parking, although many events were cancelled in light of Covid-19.

Travelwise School Programme Activities:

- 19 cycle activities.
- 5 scooter training sessions.
- 65 Walking School Bus (WSB) events.
- 6 new WSB routes developed.

Travelwise Choices Programme Activities:

- The focus of **Road Safety Week 2022** (9-13 May) was celebrating Road Safety Heroes: the safety professionals and community volunteers who work together to make journeys to and from school and work safer for everyone.
- Auckland-wide activities included schools creating road safety videos, hosting assemblies to celebrate their heroes' achievements, poster competitions and launching new initiatives.



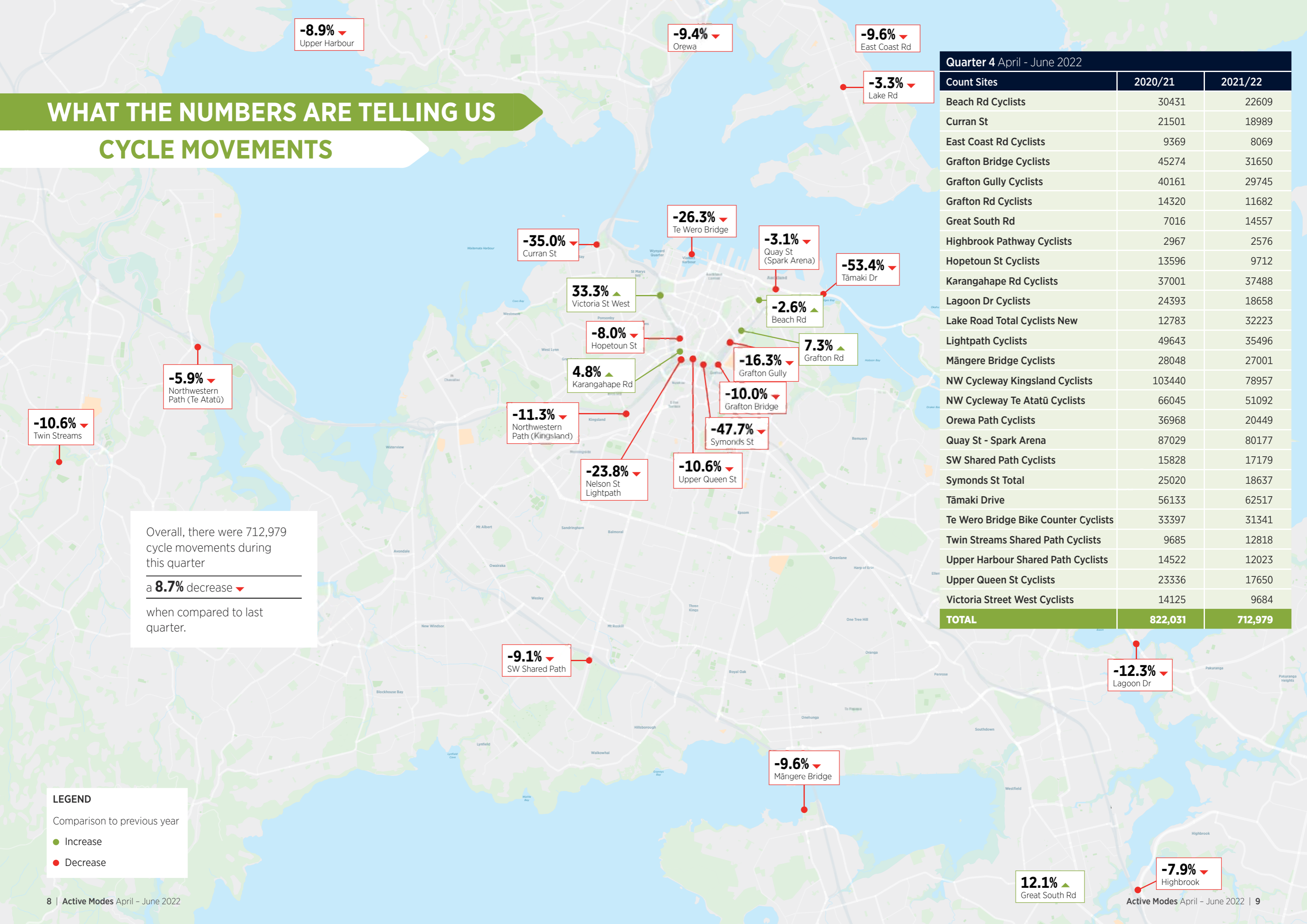
WHAT THE NUMBERS ARE TELLING US

CYCLE MOVEMENTS

Overall, there were 712,979 cycle movements during this quarter
 a **8.7% decrease** ▼
 when compared to last quarter.

LEGEND
 Comparison to previous year
 ● Increase
 ● Decrease

Quarter 4 April - June 2022		
Count Sites	2020/21	2021/22
Beach Rd Cyclists	30431	22609
Curran St	21501	18989
East Coast Rd Cyclists	9369	8069
Grafton Bridge Cyclists	45274	31650
Grafton Gully Cyclists	40161	29745
Grafton Rd Cyclists	14320	11682
Great South Rd	7016	14557
Highbrook Pathway Cyclists	2967	2576
Hopetoun St Cyclists	13596	9712
Karangahape Rd Cyclists	37001	37488
Lagoon Dr Cyclists	24393	18658
Lake Road Total Cyclists New	12783	32223
Lightpath Cyclists	49643	35496
Māngere Bridge Cyclists	28048	27001
NW Cycleway Kingsland Cyclists	103440	78957
NW Cycleway Te Atatū Cyclists	66045	51092
Orewa Path Cyclists	36968	20449
Quay St - Spark Arena	87029	80177
SW Shared Path Cyclists	15828	17179
Symonds St Total	25020	18637
Tāmaki Drive	56133	62517
Te Wero Bridge Bike Counter Cyclists	33397	31341
Twin Streams Shared Path Cyclists	9685	12818
Upper Harbour Shared Path Cyclists	14522	12023
Upper Queen St Cyclists	23336	17650
Victoria Street West Cyclists	14125	9684
TOTAL	822,031	712,979



The Covid pandemic continues to disrupt travel movements across the city for all modes, with many more people choosing to work or study from home than pre-2020. This is reflected in our cycle counts for the quarter (many of our count sites are located around the City Centre). Despite the turmoil of 2021, during the April – June period last year New Zealand was relatively restriction free with Covid-19 contained in our isolation facilities. While Covid-related restrictions have been less of a factor in 2022 than in 2021, the April – June 2022 quarter numbers reflect the impact of the virus circulating widely in the community. The disruptions caused by illness and isolation, and people choosing to stay at home, are apparent beyond the transport sector.

CYCLING

712,979 cycle movements during this quarter, a decrease of

13.3% ▼

when compared to the same period in 2021

but a

8.7% ▼

decrease on last quarter.



Monthly cycle counts

April 2022

13.8% ▼

lower than April 2021

May 2022:

9.2% ▼

lower than May 2021

June 2022:

17.4% ▼


lower than June 2021

PEDESTRIAN COUNTS

This quarter saw an average of

2,258 people entering

the city centre on foot each day in the morning peak, a 25% decrease to the counts over the same period in 2021.



MICRO-MOBILITY

This quarter, a total of

374,886

commercial e-scooter trips were recorded. This is a 11.6% increase in the number of trips when compared to the same period in 2021.



19,654

commercial e-bike trips were recorded. This is a 11.1% decrease in the number of trips when compared to the same period in 2021.

WHAT THE NUMBERS ARE TELLING US

ACTIVE MODES ANNUAL REPORT 2021

AT commissions an annual survey which captures insights into active modes perceptions and uptake. The format is a fifteen-minute online survey with interviews conducted weekly to achieve 500 interviews per quarter, with results published annually.

The results from the 2021 survey provide the following insights:

- In 2021 there was a growth of about 25,000 regular cyclists (people cycling multiple times a week), reaching about 145,000 regular cyclists in total. People's positivity about cycling is improving, with 46% of people believing cycle facilities are good for their community, up 4% from 2019.
- There has also been an upward shift in cycling confidence in 2021, with 19% of people feeling confident to cycle in Auckland, up from 17% in 2020. Similarly, perceptions of barriers to cycling appear to be softening.

- While we are seeing higher positivity and confidence towards cycling, 2022 hasn't had the summer resurgence in cycling that is typical for the start of a new year. This may be a result of the extended lockdown in the latter half of 2021 and changes in Covid restrictions and management.

- At the beginning of 2021, 15% of Aucklanders reported regularly riding a bike or e-bike. At the beginning of 2022, however, this number dropped to 8%. This unexpected downward trend is likely to be linked to the Covid pandemic and people's changing movement habits.



WHAT'S COMING UP?

Sustainable Mobility

Our Sustainable Mobility team have a variety of fun activities coming up in the next couple of months.

There's something for everyone!

- **Guided bike rides** on our newest shared paths (Glen Innes to Tāmaki Drive, and New Lynn to Avondale).

Registration is required for all courses due to limited capacity. Rides are free and open to Auckland residents over the age of 18.

Courses are delivered by Bigfoot Adventures on behalf of Auckland Transport.

Rides take approx. 2 hours including an intro, bike and skills check and route planning as well as the ride. Both rides will cover roughly 10km, and participants will need to be of a reasonable level of fitness and comfortable with being on the bike for this duration. Rides will be at a pace to suit all attendees on the day.

- **Adult Bike Skill courses**, running at various locations around Auckland. Courses are designed for different skill levels from beginner to advanced. Registration is required for all courses due to limited capacity.

Courses are delivered by Bigfoot Adventures on behalf of Auckland Transport.

Adult Bike Skills courses are for people aged 18+.

- **Kids Learn to Ride courses**, held on Saturday mornings all around the city.

Kids Learn to Ride courses are suited for kids ages 2 - 8 years old.

Events are weather dependent and you can drop in anytime during the session.

Courses are delivered by Bigfoot Adventures on behalf of Auckland Transport.

