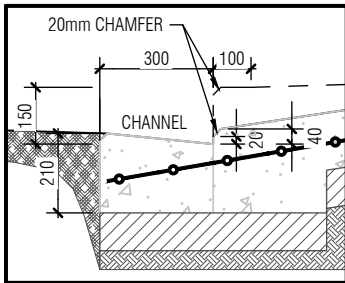
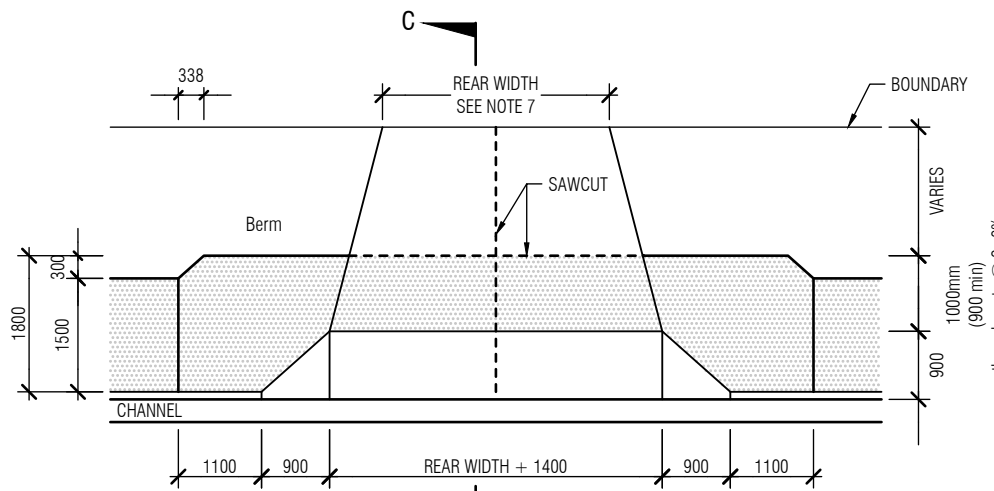
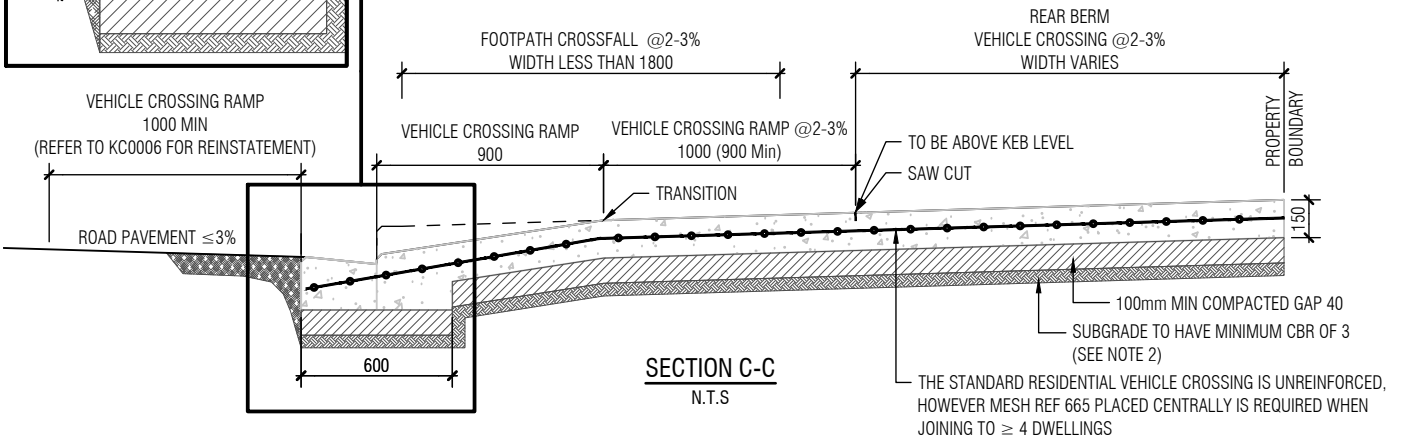




PERSPECTIVE VIEW  
N.T.S



VEHICLE CROSSING  
WITH FOOTPATH < 1.8m  
N.T.S



Notes:

- All dimensions are in millimetres unless noted otherwise.
- If CBR of existing Subgrade is < 3, Pavement Design should be provided and approved by Auckland Transport.
- All concrete to be 20 MPa and constructed in accordance with NZS 3109 with a broom or exposed aggregate finish and contain upto 4Kg/m<sup>3</sup> black oxide.
- Saw cut expansion joints at 4m centres maximum each way in addition to saw cuts shown on dwg.
- Any existing infrastructure within the crossing may require specific design approval for relocation.
- Construct in same material and finish as surrounding footpath.
- Rear Width to be as permitted under Auckland unitary Plan;
  - 2750-3000 - Single vehicle crossing
  - 5500-6000 - Two-Way Shared Access
  - 3000-3500 - One-Way Shared Access
- Commercial crossing standards for 10 and more houses and multi-story apartments.
- Formwork shall be full depth of concrete and straight.



**TDM TECHNICAL STANDARDS**  
Residential Vehicle Crossing (Sheet 4 of 4)

Date: 11/04/2022

SED No. **VX0104** Version **D**